

Second Grade Virtual Learning - April 13-17, 2020

**Access in the student portal: iStation, MackinVIA, Dreambox, Discovery Education, and BrainPOP Jr.

<i>Monday</i>	<i>Tuesday</i>	<i>Wednesday</i>	<i>Thursday</i>	<i>Friday</i>
<i>Every morning:</i> Eat a healthy breakfast. 🍳	Do some stretches or other exercise for 10 minutes.	Say the Pledge of Allegiance. (Seesaw)	Recite our shared vision. (Seesaw)	Have a moment of silence to begin the day. (Seesaw)
<u>Writing warm up:</u> Go to Seesaw—Ms. German has prepared the activities for you.	<u>Writing warm up:</u> Go to Seesaw—Ms. German has prepared the activities for you.	<u>Writing warm up:</u> Go to Seesaw—Ms. German has prepared the activities for you.	<u>Writing warm up:</u> Go to Seesaw—Ms. German has prepared the activities for you.	<u>Writing warm up:</u> Go to Seesaw—Ms. German has prepared the activities for you.

Virtual Learning: Language Arts

<u>Spelling:</u> Write your spelling words 3 times. <i>(the activities are found in Seesaw—Ms. German may have different activities)</i>	<u>Spelling:</u> Choose 5 of your words and write them in a sentence. Try to include some Words to Know. <i>(or use Ms. German's activity)</i>	<u>Spelling:</u> Draw a bunch of lines on your paper to create a web and write ALL of your spelling words in it. <i>(or Ms. German's activity)</i>	<u>Spelling:</u> Choose 5 new words and write them in a sentence. Try to include some Words to Know. <i>(or use Ms. German's activity)</i>	<u>Spelling:</u> Choose 5 new words and write them in a sentence. Try to include some Words to Know. <i>(or use Ms. German's activity)</i>
<u>Reading:</u> Go to Ed in the Student Portal to read <i>A Shell for Fizz</i> . (this is for independent reading practice; you can click on the speaker icon on the top right to listen to the book <i>if needed</i>) or to Seesaw to read the Fluency Passage.	<u>Reading:</u> Go to Seesaw and listen to the Read-aloud: <i>Hello World!</i> Then complete the “Text Features” activity in Seesaw.	<u>Reading:</u> Go to Ed in the Student Portal and read again, <i>A Shell for Fizz</i> or to Seesaw to read the Fluency Passage. Use the microphone or video to tell me about the text you read.	<u>Reading:</u> Go to Ed in the Student Portal or Seesaw and listen to the Read-aloud: <i>Where on Earth is My Bagel?</i> Then complete the “Theme” activity in Seesaw.	<u>Reading:</u> Go to Seesaw and listen to the Read-aloud: <i>The Gingerbread Man</i> . Then complete the retell activity.
iStation for 20-30 minutes.	MackinVIA for 20-30 minutes.	iStation for 20-30 minutes.	MackinVIA for 20-30 minutes.	iStation for 20-30 minutes.

Brain Break - GoNoodle <https://family.gonoodle.com/>

Choose one active and one focus .	Choose one active and one focus .	Choose one active and one focus .	Choose one active and one focus .	Choose one active and one focus .
---	---	---	---	---

Virtual Learning: Science & Social Studies

<u>Science:</u> Watch these two BrainPOP Jr. videos: Migration and Desert	<u>Science:</u> Watch Ways to Live in the Desert (5 minutes) and Desert Animals and Plants (4 minutes)	<u>Science:</u> Watch Wild Kratts Explore the Desert (18 minutes)	<u>Social Studies:</u> Watch the BrainPOP Jr. video: Needs and Wants , then complete the activity in Seesaw.	<u>Social Studies:</u> Watch the BrainPOP Jr. video: Saving and Spending , then complete the activity in Seesaw.
<u>Mon-Tues:</u> Draw a desert picture, then go to Seesaw to take a picture of it and talk me about your learning.				



Brain Break - GoNoodle <https://family.gonoodle.com/>

Choose one active and one focus .	Choose one active and one focus .	Choose one active and one focus.	Choose one active and one focus.	Choose one activity from House Party!
---	---	----------------------------------	----------------------------------	---

Virtual Learning: Math

<p>Math: This week we are working on measurement. A ruler usually has inches on one side and centimeters on the other, we will focus on inches. Go to the portal and watch the BrainPOP Jr. Video for Math—Inches and Feet, then go to Seesaw and complete the activity by writing in how many inches tall each object is.</p>	<p>Math: Go to Ms. Wahlers' lesson in Seesaw.</p> <p><i>Optional:</i> Watch the read-aloud Inch by Inch: Complete the activities in Seesaw: Work in Dreambox or IXL for 20-30 minutes</p>	<p>Math: Go to DreamBox and work on the measurement assignment. Then you may continue to work in DreamBox or work in IXL for 20-30 minutes. Please focus on measurement and graphing activities this week.</p>	<p>Math: Complete the activity in Seesaw: Find It! Measurement Activity.</p> <p>Work in Dreambox or IXL for 20-30 minutes</p>	<p>Math: Complete the activity in Seesaw: Measurement Scavenger Hunt</p> <p>Work in Dreambox or IXL for 20-30 minutes</p>
---	--	---	--	--











Go for a walk, do some indoor recess on [GoNoodle](#), run some laps, ...



Independent Reading for 15-20 minutes



Fluency Reading--WPM: To determine the words per minute (WPM) you are reading, you time your reading and take the number of minutes, multiply it by 60, then add the number of seconds. Then you divide the number of **words** you **read** by the number of seconds. Then you multiply your answer by 60 to get your final **wpm** count.

Digital Resources:		
<p>AISD Portal https://portal.austinisd.org Log in with your student's credentials for free learning resources you can access from home. USERNAME: S (capitalized)+student ID EXAMPLE: S1234567 http://my.austinisd.org/ PASSWORD: First initial of last name (Capitalized) + 6 digit birthday + s (lower case for student) EXAMPLE: A121520S Watch a step-by-step Video here</p>	<div style="text-align: center;">  <p>iStation</p> </div> <p>AISD Portal offers access to this free personalized reading instructional program</p>	<div style="text-align: center;">  </div> <p>AISD Portal offers access to this free personalized math instructional program</p>
<div style="text-align: center;">  <p>MackinVIA E</p> </div> <p>AISD Portal offers access to this free digital library resource.</p>	<div style="text-align: center;">  </div> <p>AISD Portal offers access to this free resource.</p>	<div style="text-align: center;">  </div> <p>https://austinlibrary.overdrive.com/library/kids/ Sign in with your child's Austin Public Library</p>
<div style="text-align: center;">  </div> <p>https://family.gonoodle.com/ GoNoodle® engages kids with movement and mindfulness videos created by experts.</p>	<div style="text-align: center;">  </div> <p>http://www.scholastic.com/learnathome e</p>	<div style="text-align: center;">  <p>PBS LearningMedia</p> </div> <p>https://klru.pbslearningmedia.org/</p>