

## Second Grade Virtual Learning - April 20-24, 2020

\*\*Access in the student portal: iStation, MackinVIA, Dreambox, Discovery Education, and BrainPOP Jr.

<i>Monday</i>	<i>Tuesday</i>	<i>Wednesday</i>	<i>Thursday</i>	<i>Friday</i>
<i>Every morning:</i> Eat a healthy breakfast. 🍳	Do some stretches or other exercise for 10 minutes.	Say the Pledge of Allegiance. (Seesaw)	Recite our shared vision. (Seesaw)	Have a moment of silence to begin the day. (Seesaw)
<b>Writing warm up:</b> Go to Seesaw—Ms. German has prepared the activities for you.	<b>Writing warm up:</b> Go to Seesaw—Ms. German has prepared the activities for you.	<b>Writing warm up:</b> Go to Seesaw—Ms. German has prepared the activities for you.	<b>Writing warm up:</b> Go to Seesaw—Ms. German has prepared the activities for you.	<b>Writing warm up:</b> Go to Seesaw—Ms. German has prepared the activities for you.

### Virtual Learning: Language Arts

<b>Spelling:</b> Write your spelling words 3 times. (the activities are found in Seesaw—Ms. German may have different activities)	<b>Spelling:</b> Choose 5 of your words and write them in a sentence. Try to include some Words to Know. (or use Ms. German's activity)	<b>Spelling:</b> Draw a bunch of lines on your paper to create a web and write ALL of your spelling words in it. (or Ms. German's activity)	<b>Spelling:</b> Choose 5 new words and write them in a sentence. Try to include some Words to Know. (or use Ms. German's activity)	<b>Spelling:</b> Choose 5 new words and write them in a sentence. Try to include some Words to Know. (or use Ms. German's activity)
<b>Reading:</b> Go to Ed in the Student Portal to read <b>Robots</b> . (this is for independent reading practice) Read the questions in GET Started before you read page 68; talk with someone in your family about the words and sentences on page 75. Go to Seesaw to read the Fluency Passage if you cannot access the portal.	<b>Reading:</b> Go to Ed in the Student Portal to read <b>In Space</b> . (this is for independent reading practice) Blend and Read the words on page 76; talk with someone in your family about the questions on page 83. You may draw or write about the questions if you want to. Go to Seesaw to read the Fluency Passage if you cannot access the portal.	<b>Reading:</b> Go to Ed in the Student Portal and read, <i>The Great Kapok Tree</i> or listen to it on Seesaw Use the microphone or video to tell me about the Central Idea of the story.	<b>Reading:</b> Go to Ed in the Student Portal or Seesaw and listen to the Read-aloud: <i>May Day Around the World</i> Then complete the "Synthesize" activity in Seesaw on Reading (day 4).	<b>Reading:</b> Go to Seesaw and complete the Read and Respond: <i>Fire Safety Day</i> . Be sure to make the predictions before reading on, then confirm your prediction or decide how what happened was different than your prediction. *Make and Confirm Predictions
iStation for 20-30 minutes.	MackinVIA for 20-30 minutes.	iStation for 20-30 minutes.	MackinVIA for 20-30 minutes.	iStation for 20-30 minutes.

### Brain Break - GoNoodle <https://family.gonoodle.com/>

Choose one <a href="#">active</a> and one <a href="#">focus</a> .	Choose one <a href="#">active</a> and one <a href="#">focus</a> .	Choose one <a href="#">active</a> and one <a href="#">focus</a> .	Choose one <a href="#">active</a> and one <a href="#">focus</a> .	Choose one <a href="#">active</a> and one <a href="#">focus</a> .
---	---	---	---	---

## Virtual Learning: Science & Social Studies (videos and activities in Seesaw)

<p><b>Science:</b> Watch this video about Hibernation- <a href="https://www.youtube.com/watch?v=1KIDrDOy9hg">https://www.youtube.com/watch?v=1KIDrDOy9hg</a> (3:27 mins) and this Rainforest video - <a href="https://www.youtube.com/watch?v=3vijLre760w">https://www.youtube.com/watch?v=3vijLre760w</a> (3:40 mins)</p>	<p><b>Science:</b> Watch this video for a Virtual Field Trip: Rainforest video - <a href="https://www.youtube.com/watch?v=JEsV5rqbVnQ">https://www.youtube.com/watch?v=JEsV5rqbVnQ</a> (9:13 mins) Search for Rainforest books on MackinVIA.</p>	<p><b>Science:</b> Earth Day: Go to Seesaw to watch the read-aloud <i>How to Help the Earth</i> by The Lorax <a href="https://www.youtube.com/watch?v=lbUS3jPjyrc">https://www.youtube.com/watch?v=lbUS3jPjyrc</a>, then complete the activity.</p>	<p><b>Science:</b> 25 Amazing Fun Facts about the Amazon Rainforest - <a href="https://www.youtube.com/watch?v=DgU7gsBOhUI">https://www.youtube.com/watch?v=DgU7gsBOhUI</a> (12:13 mins)</p>	<p><b>Just for Fun:</b> Earth day activities</p>
<p><b>Mon-Wed:</b> Draw a rainforest picture, then go to Seesaw to take a picture of it and talk me about your learning.</p>				



Brain Break (choose your own!) - GoNoodle <https://family.gonoodle.com/>

Choose one <a href="#">active</a> and one <a href="#">focus</a> .	Choose one <a href="#">active</a> and one <a href="#">focus</a> .	Choose one active and one focus.	Choose one active and one focus.	Choose one activity from <a href="#">House Party!</a>
---	---	----------------------------------	----------------------------------	---

## Virtual Learning: Math

<p><b>Math:</b> This week we are working on area. Go to Seesaw and watch Intro to Area from Khan Academy <a href="https://youtu.be/A7zPgMV4eTM">https://youtu.be/A7zPgMV4eTM</a>. Then watch Ms. Wahlers' video for area and after complete the Area (day 2) activity to explore area.</p>	<p><b>Math:</b> Go to Seesaw to watch the video: BrainPOP Jr. Area - <a href="https://screencast-o-matic.com/watch/cbhe2VXr2g">https://screencast-o-matic.com/watch/cbhe2VXr2g</a>, then complete the Area (day 2) activity. Work in Dreambox or IXL for 20-30 minutes</p>	<p><b>Math:</b> Go to Seesaw to and complete the Area (day 3) activity. Work in Dreambox or IXL for 20-30 minutes</p>	<p><b>Math:</b> Complete the Area (day 4) activity in Seesaw. Work in Dreambox or IXL for 20-30 minutes</p>	<p><b>Math:</b> Complete the Area (day 5) activity in Seesaw. Work in Dreambox or IXL for 20-30 minutes</p>
--	--	---	---	---











Go for a walk, do some indoor recess on [GoNoodle](#), run some laps, ...



Independent Reading for 15-20 minutes



**Fluency Reading--WPM:** To determine the words per minute (WPM) you are reading, you time your reading and take the number of minutes, multiply it by 60, then add the number of seconds. Then you divide the number of **words** you **read** by the number of seconds. Then you multiply your answer by 60 to get your final **wpm** count.

Digital Resources:		
<p><a href="https://portal.austinisd.org">AISD Portal</a>  <a href="https://portal.austinisd.org">https://portal.austinisd.org</a>            Log in with your student's credentials for free learning resources you can access from home.  <b>USERNAME:</b> S (capitalized)+student ID  <b>EXAMPLE:</b> S1234567    <a href="http://my.austinisd.org/">http://my.austinisd.org/</a>  <b>PASSWORD:</b> First initial of last name (Capitalized) + 6 digit birthday + s (lower case for student)  <b>EXAMPLE:</b> A121520S              Watch a step-by-step Video <a href="#">here</a></p>	<div style="text-align: center;">  <p>iStation</p> </div> <p><a href="#">AISD Portal</a> offers access to this free personalized reading instructional program</p>	<div style="text-align: center;">  </div> <p><a href="#">AISD Portal</a> offers access to this free personalized math instructional program</p>
<div style="text-align: center;">  <p><b>MackinVIA</b> E</p> </div> <p><a href="#">AISD Portal</a> offers access to this free digital library resource.</p>	<div style="text-align: center;">  </div> <p><a href="#">AISD Portal</a> offers access to this free resource.</p>	<div style="text-align: center;">  </div> <p><a href="https://austinlibrary.overdrive.com/library/kids/">https://austinlibrary.overdrive.com/library/kids/</a>            Sign in with your child's Austin Public Library</p>
<div style="text-align: center;">  </div> <p><a href="https://family.gonoodle.com/">https://family.gonoodle.com/</a>            GoNoodle® engages kids with movement and mindfulness videos created by experts.</p>	<div style="text-align: center;">  </div> <p><a href="http://www.scholastic.com/learnathome">http://www.scholastic.com/learnathome</a>            e</p>	<div style="text-align: center;">  <p><b>PBS</b> LearningMedia</p> </div> <p><a href="https://klru.pbslearningmedia.org/">https://klru.pbslearningmedia.org/</a></p>